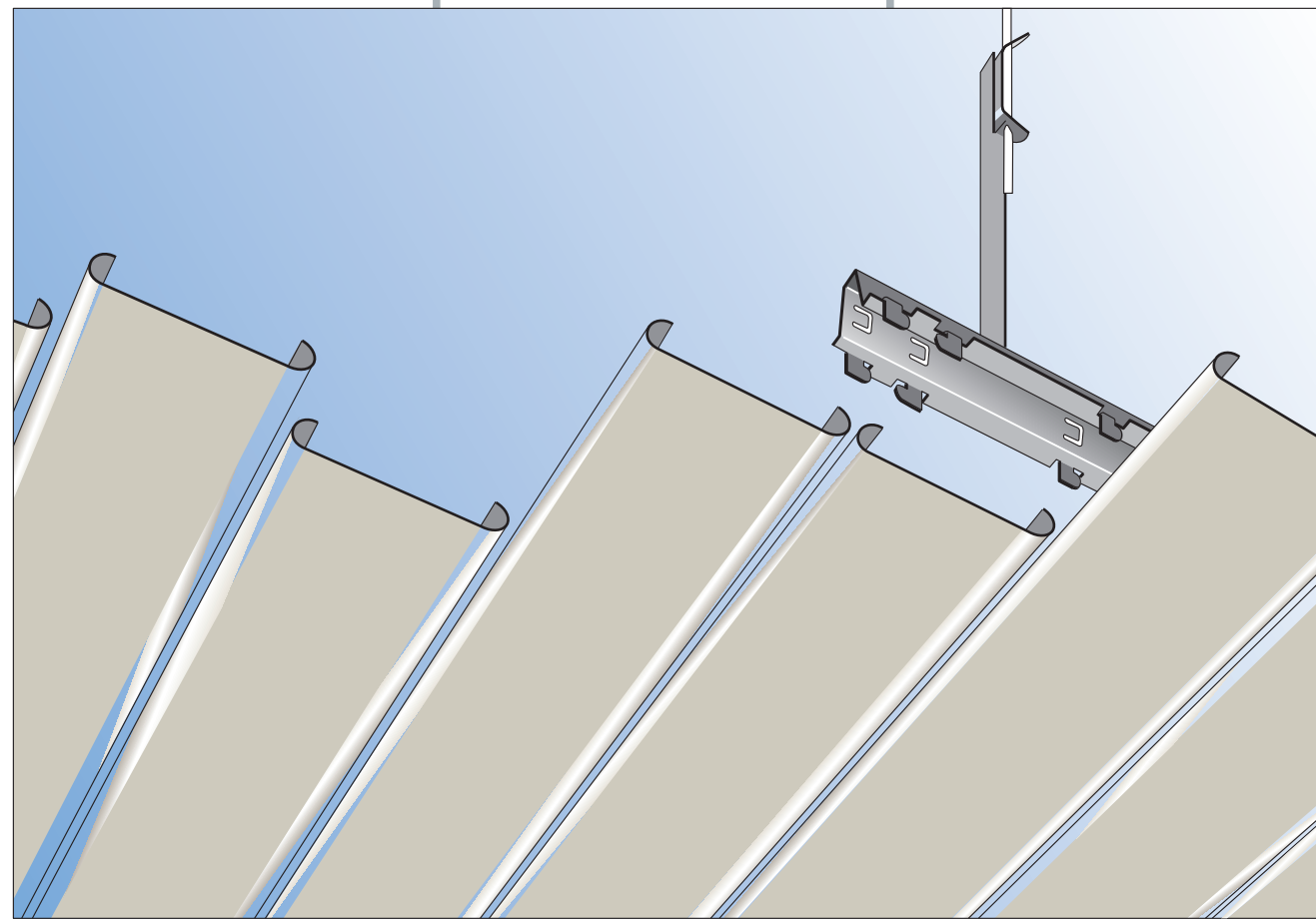




NordProfil

Premulam

LINEAR METAL STRIP PROFILE



Nord Profil Deutschland GmbH & Co. KG

Meteler Stiege 51-57
48565 Steinfurt
Germany
Tel.: (+49)-2551 864 600
Fax: (+49)-2551 864 6020
E-mail: info@nordprofil.com
Internet: www.nordprofil.com

1		<p>Cold roll formed 0.5mm thick aluminium or 0.4mm thick zinc coated mild steel. Standard finish: stove enamel polyester paint in matt, semi gloss or full gloss (see colour chart). Colours: standard as colour chart. Special finishes: subject to minimum order quantity. Standard length: to order between 1000mm min. and 5800mm max.</p>
		<p>STANDARD PERFORATION (zonal) 2mm diameter holes on diagonal grid. 15% open area.</p>
		<p>MICROPERFORATION (zonal) 1.3mm diameter holes on diagonal grid. 22% open area.</p>
1A		<p>Splice channels for PREMULAM profiles, 125mm long, metal as profile.</p>
2i		<p>OMEGA carriers in cold roll formed 0.8mm thick aluminium or 0.6mm thick galvanised mild steel. Tongue spacings to suit PREMULAM profiles. Standard finish: matt black polyester stove enamel paint. Standard lengths: 4000mm. Overall size: 25mm deep x 53mm wide.</p>
2ii		<p>OMEGA carrier all as carrier (2i) but with plain base, ie non tongued. Use with sliding clip plate (16).</p>
2A		<p>Channel coupler for OMEGA carriers (2i) and (2ii) in 0.6mm thick galvanised mild steel. Lengths to suit carriers. Finish as carrier.</p>
3A		<p>Butterfly suspension key hangers in 1.5mm thick galvanised mild steel, with spring clips and 4mm dia. rod. Standard length: various between 125mm min. & 1000mm max. ceiling void depths.</p>
3B		<p>Vernier hanger upper section in 1mm thick galvanised mild steel, paint finished, with 1.25mm thick galvanised mild steel bracket and 2.5mm dia. steel looped security pin. Standard length: 2000mm upper section VERNIER hanger has section edges vee notched to provide 'easy break' positions at 62mm centres.</p>
4		<p>Standard 25mm thick 45kg/m³ density rockwool or 20mm thick 20kg/m³ density glasswool, both with black tissue face. Also available encased in polythene, pvc or aluminium foil.</p>
5		<p>Perimeter angle trim in cold roll formed 0.8mm thick aluminium or 0.6mm thick galvanised mild steel. Standard finish: white or black semi gloss stove enamel polyester paint. Standard length: 4000mm. Overall size: 40mm deep x 20mm wide.</p>
6		<p>Perimeter shadow line angle trim in metal, finish and lengths as (1). Overall size: 44mm deep x 36.5mm wide. Shadow gap width = 12.5mm.</p>
7		<p>Wall carriers (LC) in cold roll formed metals as (2i). Tongue spacings to suit PREMULAM profiles. Finish and lengths as (2i). Overall size: 20mm deep x 48mm wide.</p>
8		<p>Flexible carriers (FC) in cold roll formed metals as (2i). Tongue spacings to suit PREMULAM profiles. Finish and lengths as (2i). Overall width: 94mm.</p>
9i		<p>Joint closure strip (VH) in cold roll formed 0.3mm/0.5mm thick aluminium or 0.3mm/0.4mm thick galvanised mild steel. Finish and standard length as (1). Produced with 6mm x 22mm slots at 59mm centres for air distributing ceilings.</p>
9ii		<p>Joint closure strip (VR) in metal finish and lengths as (9i)</p>
10		<p>Joint closure strip (VL) in cold roll formed 0.3mm thick aluminium. white or black semi gloss stove enamel polyester paint finish and lengths as (1). Produced with 7mm x 3mm slots at 10.5mm centres for air distributing ceilings.</p>
11	12	<p>Reference number allocation to a component is based on its function in the ceiling system. No PREMULAM components suit 11, 12, 13, 14 or 15 classification.</p>
13	14	
&	15	
16		<p>Sliding clip plate riveted assembly out of 0.6mm thick galvanised mild steel. Standard finish as (2i). Overall size: 95mm long x 56mm wide. Use with carrier (2ii).</p>

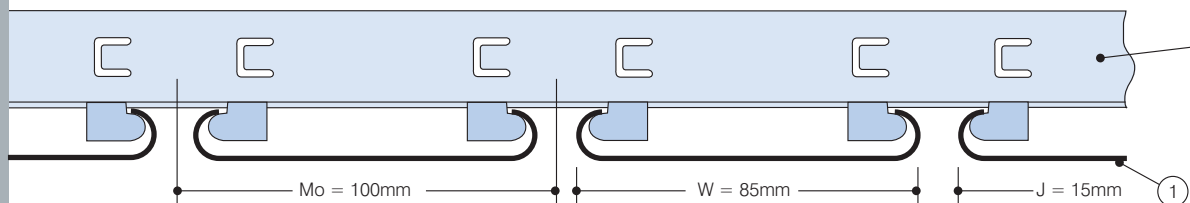


Fig.1 PREMULAM profile in cross section. scale 1:2

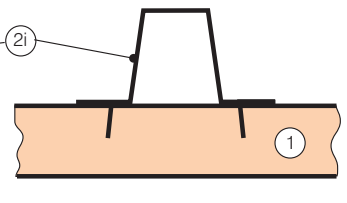


Fig.2 OMEGA carrier (2i) in cross section. scale 1:2

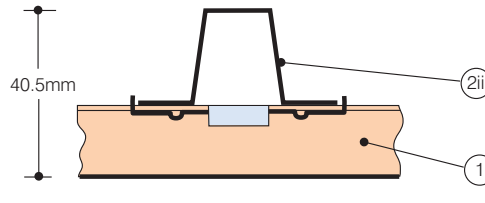


Fig.3 OMEGA carrier (2ii) in cross section. scale 1:2

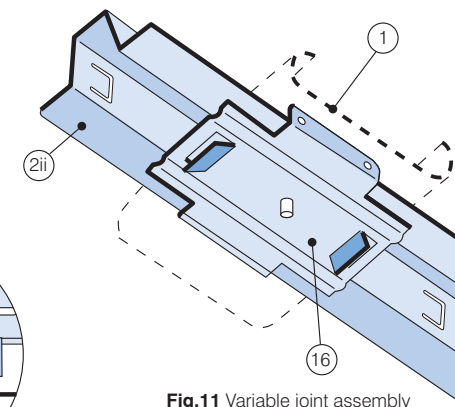


Fig.11 Variable joint assembly

Suspended from the structural soffit by adjustable hangers (3A) (Fig. 5) or (3B) (see rear page), Omega carriers (2i) (Figs. 1, 2 & 5) contain preformed tongues in their base over which PREMULAM profiles (1) are clipped to make a secure attachment, which, however, is capable of being disengaged by hand or tool.

Open joint widths can be varied by clipping the profiles over a sliding clip

plate which is 'end fed' onto a plain base (ie. non tongued) carrier (2ii) (Figs. 3 & 11) and positioned according to requirements.

Either of the perimeter angles (5) (Fig. 4) or (6) (Fig. 6) can be used to cloak the cut edges of PREMULAM profiles at walls

and other abutments. The longitudinal edges are held down by clips on angle (5) and by pull out tabs on angle (6).

Wall carrier (7) (see rear page) supports the ends of profiles (1) when no cloaking angle is employed.

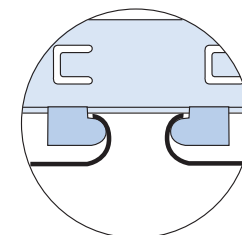


Fig.7 Open joint

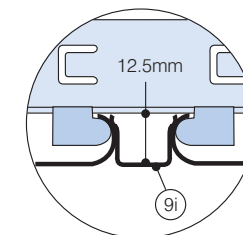


Fig.8 Closed joint (VH closure strip).

Steel max. 1300mm
Alu. max. 1000mm

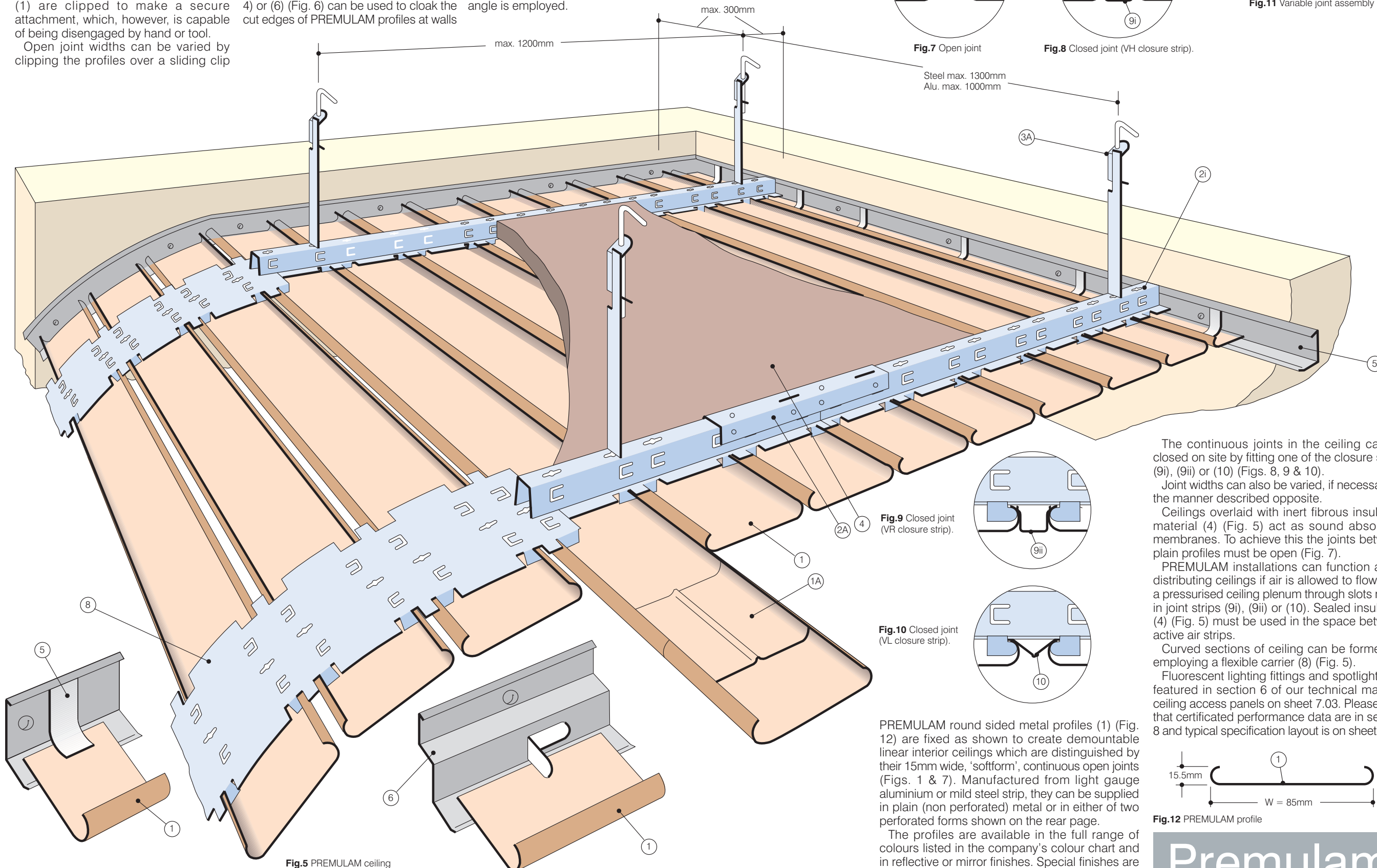


Fig.4 Perimeter angle with hold down clips

Fig.5 PREMULAM ceiling assembly with span data.

Fig.6 Perimeter angle with hold down tabs

Fig.9 Closed joint (VR closure strip).

Fig.10 Closed joint (VL closure strip).

The continuous joints in the ceiling can be closed on site by fitting one of the closure strips (9i), (9ii) or (10) (Figs. 8, 9 & 10).

Joint widths can also be varied, if necessary, in the manner described opposite.

Ceilings overlaid with inert fibrous insulation material (4) (Fig. 5) act as sound absorbent membranes. To achieve this the joints between plain profiles must be open (Fig. 7).

PREMULAM installations can function as air distributing ceilings if air is allowed to flow from a pressurised ceiling plenum through slots made in joint strips (9i), (9ii) or (10). Sealed insulation (4) (Fig. 5) must be used in the space between active air strips.

Curved sections of ceiling can be formed by employing a flexible carrier (8) (Fig. 5).

Fluorescent lighting fittings and spotlights are featured in section 6 of our technical manual, ceiling access panels on sheet 7.03. Please note that certificated performance data are in section 8 and typical specification layout is on sheet 2.21.

PREMULAM round sided metal profiles (1) (Fig. 12) are fixed as shown to create demountable linear interior ceilings which are distinguished by their 15mm wide, 'softform', continuous open joints (Figs. 1 & 7). Manufactured from light gauge aluminium or mild steel strip, they can be supplied in plain (non perforated) metal or in either of two perforated forms shown on the rear page.

The profiles are available in the full range of colours listed in the company's colour chart and in reflective or mirror finishes. Special finishes are subject to minimum order quantity.

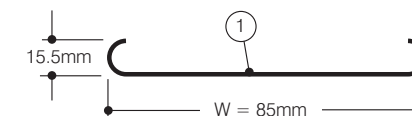


Fig.12 PREMULAM profile

Premulam